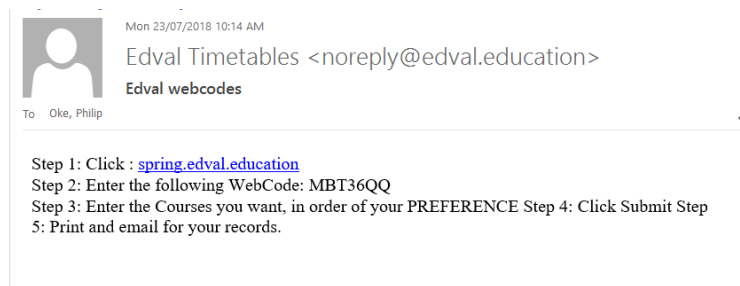



ENTERING STUDENT SUBJECT SELECTIONS VIA EDVAL

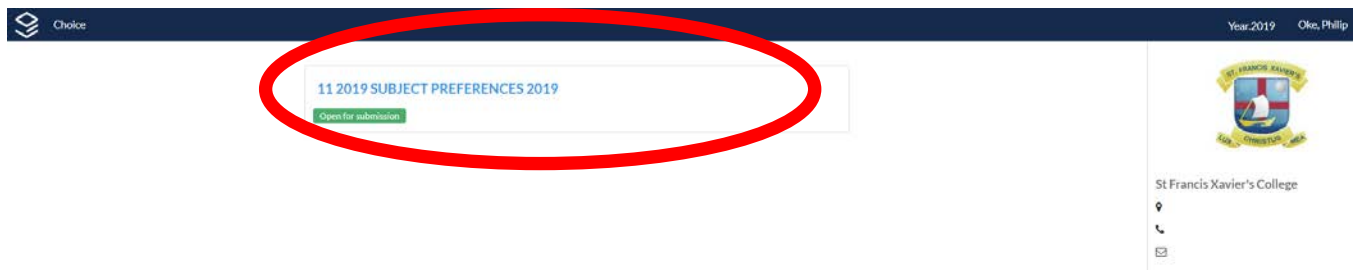
1. Parents of students enrolled for subject selections will receive an email from **Edval**, our timetabling program, and a webcode to access the Subject Selection page. A sample email is shown below.



2. Click on the **Edval** link and enter the Webcode provided in email.



3. Click on the Subject Preferences link



4. Enter your Subject selections in preference order. By clicking on the box to show the possible options available to you.

11 2019 Subject Preferences

Main Units	Subject	Units
Religion	No selection	0
Must use this if you selected 1 Unit Studies of Religion or Catholic Studies	No selection	0
English	No selection	0
Priority 3	No selection	0
Priority 4	No selection	0
Priority 5	No selection	0
Priority 6	No selection	0
Optional Extension	No selection	0
Optional Extension	No selection	0
		Total 0

Reserve Units	Subject	Units
Reserve 1	No selection	0
Reserve 2	No selection	0
Reserve 3	No selection	0
Do you intend to apply for a TAFE course. N.B. separate application process	No selection	0
Are you intending to receive an ATAR.	No selection	0
		Total 0

Cancel Submit


Please note the following rules.

- Students that choose 1 Unit Studies of Religion or 1 Unit Catholic Studies **MUST** choose one of the 1 Unit courses in the second drop down box.
- Students that Choose 2 Unit Studies of Religion **DO NOT** use the second drop down box
- You **MUST** have 12 'Main Units' without Extension 1 English and/or Extension 1 Mathematics.

11 2019 Subject Preferences

Main Units	Subject	Units
Religion	No selection	0
Must use this if you selected 1 Unit Studies of Religion or Catholic Studies	No selection	0
English	No selection	0
Priority 3	No selection	0
Priority 4	No selection	0
Priority 5	No selection	0
Priority 6	No selection	0
Optional Extension	No selection	0
Optional Extension	No selection	0
		Total 0

5. When you have finished all your subject selections, click on the SUBMIT button at the bottom of the screen. And a confirmation page will appear listing your chosen subjects. A confirmation email will also be sent you're your email account.



Student name: **Oke, Philip**
 Notes: **Your choices are registered.**
 Submitted date: **Mon 23 Jul 2018 12:22:47**

Main units

Code	Subject	Units
11CAH	Catholic Studies 1U	1
11CAP	Computer Applications	1
11ENA	English Advanced	2
11ITM	Industrial Tech:Multimedia	2
11EGS	Engineering Studies	2
11ECO	Economics	2
11FOT	Food Technology	2

Total units: **12**

Reserve units

Code	Subject	Units
11ABS	Aboriginal Studies	2
11AHI	Ancient History	2
11BIO	Biology	2

Total units: **6**

6. If you wish to send the Subject chosen to another email account, click on the “**Send email**” button